



BRIGHT SCHOLAR
SENIOR SECONDARY SCHOOL
School for the future

RANKED
NO. 1
CBSE SCHOOL

Name: _____

Class & Section: _____

Happy & Winter

HAPPY HOLIDAYS





CLASS – II (2025-26)

Holiday's Homework

Dear Parents,

Greetings!

Holiday homework is planned to help students revise concepts in a relaxed and enjoyable manner. Students are encouraged to complete the work regularly and avoid last-minute rush.

Parents are requested to guide and motivate their child, while ensuring the work is completed independently.

Creativity, originality, and sincere effort will be appreciated.

Written work must be completed in the assigned notebook or worksheets only.

Kindly ensure that the holiday homework is submitted on time after the winter vacation.

Students are also encouraged to read storybooks, revise lessons, and practice good habits during the break.

Please take care of health, follow winter safety measures, and enjoy quality family time.

Warm regards,

Bright Scholar Senior Secondary School



Guidelines:

Dear Students,

Winter holidays are a time to relax, enjoy, and learn in fun ways. Please follow the instructions given below while completing your holiday homework:

1. Complete all work **neatly and independently**.
2. Take the **printout of these worksheets** and bring them in a **folder**.
3. Maintain **proper handwriting, spacing, and coloring** (wherever required).
4. Parents are requested to **guide but not do the work** for the child.
5. Use **safe colours and stationery** only.
6. Revise all **previously taught concepts** during the holidays.
7. Submit the holiday homework on the **first day after winter vacations**.
8. Keep your notebooks and worksheets **clean and well-maintained**.
9. Enjoy reading storybooks and practice **good habits** daily.
10. Take care of your health and follow **winter safety rules**.

We wish you a joyful, warm, and learning-filled winter vacation!

Happy Holidays!  

ENGLISH

Picture description

Look at the picture. Use the words given below. Write few sentences using each one of them.



Clues: ribbons children Santa clause gifts Christmas
Tree stars

Unseen passage

Read the passage carefully and answer the following questions.

On Arav's second birthday his uncle gave him a toy car. For some time Arav enjoyed playing with the car .Then one day, he said to himself, I love my car but it isn't enough . I can't ride in it. He thought for a moment and got an idea. He took the car into the garden. A few days passed, his mother' said to him, 'I haven't seen your car for quite some time. What has happened to it? Arav said, I wanted the car to grow big enough for a ride 'so I planted it in the garden.

1. How old was Arav?

Ans _____

2. What did his uncle give him?

Ans. _____

3. Did Arav like the car in the beginning?

Ans. _____

4. Why did he want the car to be bigger?

Ans. _____

5. Write opposite of big and begin.

Project work (English)

1. **Animal mask-** Make a mask of your favourite animal and write its name. **Some examples are given below. (Roll no 1 to 12)**



2. Make a greeting card for a family member or friend. Sample of cards .(13 to 25)



अपठित गद्यांश

मकर सांक्र्यांठत भयरत कय एक प्रठसद्ध त्योहयर है। यह त्योहयर हर सयल जनवरी महीने में मनययय जयतय है। इस ठिन सूय्य मकर रयठश में प्रवेश करतय है। लोग इस ठिन सुबह जल्दी उठकर स्नयन करते हैं। कई जगह लोग ियन-पुण्य करते हैं। मकर सांक्र्यांठत पर ठतल और गुड़ के लड्डू बनयए जयते हैं। बच्चे पतांग उड़यने में बहुत आनांि लेते हैं। यह त्योहयर खुठशयोां और मेल-ठमलयप कय सांिेश िेतय है।



प्रश्न 1. मकर सांक्र्यांठत ठकस महीने में मनयई जयती है?

प्रश्न :2. इस ठिन सूय्यठकस रयठश में प्रवेश करतय है?

प्रश्न :3. मकर सांक्र्यांठत पर कौन-सी ठमियई बनयई जयती है?

प्रश्न :4. बच्चे इस ठिन क्यय करनय पसांि करते हैं?

प्रश्न :5. मकर सांक्र्यांठत हमें क्यय सांिेश िेती है?

ठिन्न वर्णन



ठिन्न को िेखकर सही शब्द ठलखो।

(सांकेत शब्द: सयांतय क्लॉज, ठक्समस ट्नी, उपहयर, 25 ठिसांबर, ठसतयरय)

1. बच्चों को तोहफे िे रहे हैं।
2. पर रांग-ठबरांगी सजयवट है।
3. बच _____ चे खोलकर खुश हो रहे हैं।
4. ट्नी के ऊपर _____ लगय है।
5. ठक्समस डे _____ मनययय जयतय है।

नीचे दिए गए शब्दों के लिंग पहचानें:

1. लड़कय - (पुल्लिंग/स्त्रीलिंग)
2. लड़की - (पुल्लिंग/स्त्रीलिंग)
3. मय्याँ - (पुल्लिंग/स्त्रीलिंग)
4. ठपतय - (पुल्लिंग/स्त्रीलिंग)
5. भयई - (पुल्लिंग/स्त्रीलिंग)

नीचे दिए गए शब्दों के लिंग बिलें:

1. लड़कय -
2. मय्याँ -
3. भयई -
4. ठपतय -
5. बहन -

नीचे दिए गए शब्दों के उपयोग करके वाक्य बनाएं :

1. लड़कय -
2. लड़की -

प्रोजेक्ट

कहानी बनाएं

- एक छोटी कहानी बनाए जिसमें 3-4 पात्र हों।
- कहानी को सजाकर लिखें और चित्र चिपकाए या बनाए

- कहानी का सारांश लिखें।

EVS

A. Fill in the blanks:

1. _____, _____ and _____ are called pet animals.
2. _____, _____ and _____ called farm animal.
3. Farm animals and pet animals are called _____.
4. _____, _____ and _____ carry heavy loads for us.
5. _____ helps farmers to plough their fields.
6. We get honey from _____.
7. Some people eat the flesh of _____ and _____.
8. Fur of the sheep is used to makes woollen clothes such as _____ and _____.
9. _____ is made from the skin of the dead animals such as camels, snakes and crocodiles.
10. We get _____ from silkworms.

B. Name two things made from:

1. Milk: _____, _____
2. Leather: _____, _____
3. Silk: _____, _____

C. Answer the following questions:

Q1. Where do we get wool from?

Ans:_____.

Q2. How can we take care of our domestic animals?

Ans:_____

Q3. What is the difference between domestic animals and pet animals?

Ans:_____

Project work

Living and Non-living (Man Made Things)





Living things can be plants or animals that are alive. They need food, air, and water to live. Living things eat, move, breathe, grow, and reproduce. Non-living things are not alive. They do not move, eat, or grow.

Complete the sentences using words from the box.

| |
|---|
| living , non-living , food , grow , water |
|---|

1. All living things need air, water, and_____
2. You are a_____thing.
3. A_____thing does not move or grow.
4. A puppy is a living thing. It can move and_____
5. A plant needs _____in order to survive.

Write L for living and N for non-living in the box.



Project work

Roll no. 1 to 8—Make a project of Seasons (Winter , Summer, Rainy, Spring, Autumn)



Roll no. 9 to 16 -Make a project of Parts of a plants .



Roll no. 17 to 24 - Make a project of Water Dispenser Machine.



Maths

Colour the correct answer with yellow colour.



$$6 \times 6$$

30

26

36



$$3 \times 5$$

13

15

20



$$7 \times 8$$

53

56

58



$$2 \times 9$$

18

19

16



$$8 \times 4$$

26

34

32



$$7 \times 7$$

54

49

63



$$3 \times 4$$

13

12

14



$$9 \times 7$$

63

72

54



$$2 \times 0$$

2

1

0



$$5 \times 8$$

45

35

40



$$8 \times 8$$

64

68

72



$$7 \times 3$$

23

28

21

- Divide the number and find quotient
- Divide the number and find quotient

| Division | | | | |
|-------------------|-------------------|-------------------|-------------------|-------------------|
| $2\overline{)18}$ | $3\overline{)24}$ | $4\overline{)32}$ | $5\overline{)40}$ | $6\overline{)48}$ |
| $7\overline{)49}$ | $2\overline{)12}$ | $3\overline{)27}$ | $4\overline{)28}$ | $5\overline{)30}$ |
| $8\overline{)56}$ | $7\overline{)63}$ | $2\overline{)14}$ | $3\overline{)18}$ | $4\overline{)36}$ |
| $9\overline{)72}$ | $8\overline{)72}$ | $7\overline{)56}$ | $2\overline{)16}$ | $3\overline{)21}$ |
| $6\overline{)54}$ | $9\overline{)81}$ | $8\overline{)48}$ | $7\overline{)42}$ | $2\overline{)10}$ |
| $9\overline{)45}$ | $6\overline{)42}$ | $9\overline{)63}$ | $8\overline{)64}$ | $7\overline{)35}$ |

Project Work

Multiplication Calculator (Refer video for help)

Maths Multiplication Cardboard Project

