



# SUMMER HOLIDAY HOMEWORK

THEME:  
TRAVEL AROUND THE WORLD

EXPLORE  
DREAM  
DISCOVER



Name: \_\_\_\_\_  
Class: PP3 \_\_\_\_\_  
Section: \_\_\_\_\_  
School: \_\_\_\_\_



## Let's Explore the World! ☆



Travelling around the world is fun and exciting.  
We can see different countries, people, food, and cultures.  
Every place has its own famous monument like the Eiffel Tower in France and the Taj Mahal in India.  
When we travel, we learn new things and make happy memories.  
We should always respect different cultures and keep our surroundings clean and safe.



☆ Let's explore, dream and discover the world! ☆ ☆





## Holiday Homework Rules



• Maintain neatness.



• Encourage child participation.



• Use colourful materials.



• Let the child work independently with guidance.



• Submit work in a decorated folder.



• Follow the instructions given for each activity carefully.



• Revise previous work during the holidays.



• Read story books daily to improve language skills.



## Teacher's Note



• Summer holidays are a time to relax, explore and learn in a fun way.



• Ensure a balance between study, play and family time.



• Let the learning process be joyful and stress free.



Learning becomes magical when children explore through fun, creativity, and family bonding.



Happy Holidays & Happy Learning!



Learn Explore Grow Enjoy





# Travel Around the World



Dear Parents & Little Explorers,

This holiday season, let your child enjoy a fun-filled learning adventure around the world! Through exciting activities, children will discover different countries, cultures, food, colours, numbers, and languages while strengthening their learning skills.



- Encourage your child to speak a few simple words like "Hello", "Bye" in different languages.



- Appreciate your child's efforts to build confidence.




- For every activity completed, parents can stamp or draw a smiley on the passport.



- "Bye" in different languages.



- Encourage your child to speak a few simple words like "Hello", "Bye" in different languages.



- Appreciate your child's efforts to build confidence. For every activity completed, parents can stamp or draw a smiley on the passport.



Let's explore, learn, and grow together!



# ACTIVITY 1: TRAVEL PASSPORT ACTIVITY

Create a simple Travel Passport using coloured sheets.  
Decorate the cover of passport, write your name on it.  
Inside the passport write all the fun activities  
that you have completed.



## WEEKLY ADVENTURE WEEK 1 - INDIA



### ENGLISH

#### 1. Paste & Learn

Paste 3 pictures of Indian things.  
For example: Taj Mahal.



Taj Mahal



Tiger



Indian Food

#### 2. Speak & Share

Speak 3 lines about India with the help  
of parents and make a video.

1. India is my country.

2. It is rich in culture and traditions.

3. I love my India!



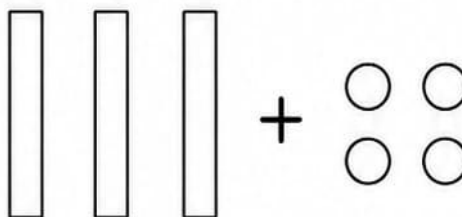
### MATH

#### 1. Stick & Dot Activity

Give children strips of paper and  
small circles:

Long strips = Tens  
Small circles = Ones

Example: Number 34




Paste 3 strips and 4 circles.  
(To be done in math notebook.)

### ACTIVITY

Dress up in Indian  
traditional clothes and  
click a picture.  
Send the picture to  
your teacher.



Proud to be  
an Indian!



# WEEK 2 - FRANCE

Let's explore the beautiful country - FRANCE! ♥

## ENGLISH

Bonjour!

### Did you know?

- Know about Paris and some of its facts.
- Circle all words beginning from letter "P" old newspapers.

- ☆ Paris is the capital of France.
- ☆ It is called "The City of Light".
- ☆ The Eiffel Tower is in Paris.
- ☆ People in Paris speak French.



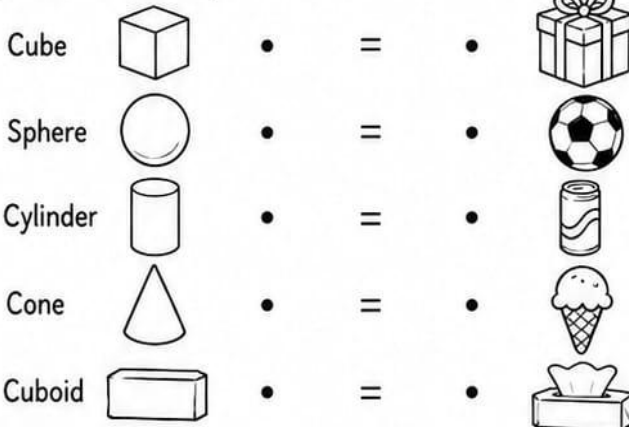
## MATH



- Draw 5 circles like French macarons.



- Match same shapes.



## HINDI

- Write and read hindi swar

अ, आ, इ, ई, उ, ऊ,  
ऋ, ए, ऐ, ओ, औ,  
अं, अः  
(in notebook)

- तीन अक्षरों के 10 शब्द लिखें।  
(in notebook)




## G.K. ACTIVITY




- Learn about the Eiffel Tower.
- Paste a picture of a famous French food.

### ACTIVITY:

Make an Eiffel Tower using paper and match sticks.





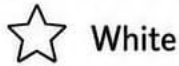
# WEEK 3 - USA



## ENGLISH



**i** Write 3 colours seen in the USA flag (in notebook)



**ii** Practice reading "a" sound words.



bag



bat



can



map



rat

### Did You Know?

The American flag has 50 stars for 50 states and 13 stripes for the original colonies.



## 123

## MATH



**i** Write number names 1-20 in notebook.

**ii** Fun activity :

Write numbers 1-100 in notebook.

Use blue and red colours to circle the numbers that comes before 39, 56, 19, 28, 76, 55, 42, 97, 48, 80.( in notebook).




## G.A.

**i** Parent's will show picture of Statue of Liberty.



**ii** Paste a picture of a famous American food.



### Info Corner



- Capital – Washington, D.C.
- Currency – US Dollar (\$)
- Language – English



- National Animal – Bald Eagle
- National Sport – Baseball



# WEEK 4 - CHINA


## ENGLISH

i) Learn new word: **Panda.**



Panda is a cute black and white animal.  
It lives in China.  
Pandas love eating bamboo!


ii) Write all cvc "a" sound words in notebook.



## MATH

i) **Hop Back Activity**

Make number boxes on the floor. Child stands on a number and jumps one step back to say the before number.



ii) Write number names 1-20 in notebook.



## G.A. (GENERAL AWARENESS)

i) Learn about Panda.




- Pandas live in China.
- They are black and white.
- They eat bamboo.
- Pandas are very gentle and cute!



ii) Watch a short video about China with parents.

Some interesting facts about China:

- ☆ China is a big country in Asia.
- ☆ Great Wall of China is very famous.
- ☆ The capital of China is Beijing.
- ☆ People in China speak Chinese.



## ACTIVITY - MAKE A PANDA MASK




### Materials:

- Paper plate
- Black paper
- Glue
- Scissors
- Marker
- Elastic/String







### Steps:

- ① Take a paper plate for the face.
- ② Cut eye holes in the center.
- ③ Paste black paper ears on top.
- ④ Paste black patches around the eyes.
- ⑤ Add a black nose and draw a smile.
- ⑥ Attach elastic or a stick to hold the mask.
- ⑦ Your panda mask is ready!



## HINDI

ii) चित्र काट कर कॉपी में चिपकाएँ और उनका नाम लिखें ।



☆ Every day is a good day to learn something new! ☆

## ❖ Special Father's Day Activity – “My Super Dad”

Children will celebrate **Father's Day** in a creative way with their father.

### Instructions:

- Shoot a short video or reel (1-2 minutes).
- Child should perform any one activity with father:

- Dance together



- Cook together




- Play a game together




- Read a story together



- Dress alike and say why dad is special



Child May start with:  
“My Dad is my Superhero because...”



Parents, please share your beautiful video or reel with the class teacher!





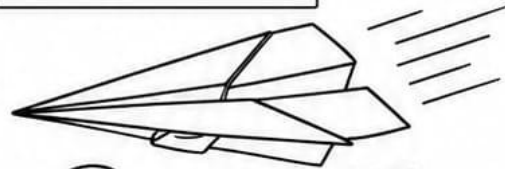
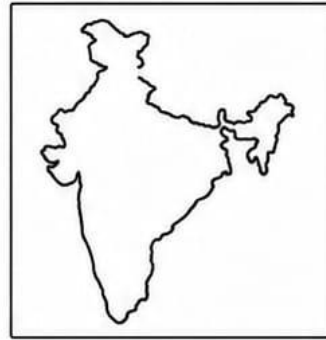


# CREATIVE CORNER & READING HABIT

## Ø Creative Corner

Complete any 2 activities:

- i) Finger painting of India map using coloured sheet
- ii) Make a paper aeroplane
- iii) Draw your favourite monument
- iv) Paste pictures of foods from different countries
- v) Make a travel bag craft using old newspaper's



### How to make it:

- Collect old newspapers.
- Fold the newspaper sheets into long strips.
- Roll the strips tightly and secure the ends with glue.
- Weave the rolled strips to form the base and sides of the bag.
- Add newspaper handles.
- Decorate as you like.



## Ø Reading Habit

- i) Read one picture storybook every week and read aloud simple stories with expressions.
- ii) Parents may read aloud and ask simple questions.
- iii) Repeat favourite stories- Repetition helps in language development.

