



BRIGHT SCHOLAR
SENIOR SECONDARY SCHOOL
School for the future

RANKED
NO. 1
CBSE SCHOOL

Name: _____

Class & Section: _____

Happy & Winter

HAPPY HOLIDAYS



CLASS – I (2025-26)

Holiday's Homework

Dear Parents,

Greetings!

Holiday homework is planned to help students revise concepts in a relaxed and enjoyable manner. Students are encouraged to complete the work regularly and avoid last-minute rush.

Parents are requested to guide and motivate their child, while ensuring the work is completed independently.

Creativity, originality, and sincere effort will be appreciated.

Written work must be completed in the assigned notebook or worksheets only.

Kindly ensure that the holiday homework is submitted on time after the winter vacation.

Students are also encouraged to read storybooks, revise lessons, and practice good habits during the break.

Please take care of health, follow winter safety measures, and enjoy quality family time.

Warm regards,

Bright Scholar Senior Secondary School



Guidelines:

Dear Students,

Winter holidays are a time to relax, enjoy, and learn in fun ways. Please follow the instructions given below while completing your holiday homework:

1. Complete all work **neatly and independently**.
2. Take the **printout of these worksheets** and bring them in a **folder**.
3. Maintain **proper handwriting, spacing, and coloring** (wherever required).
4. Parents are requested to **guide but not do the work** for the child.
5. Use **safe colours and stationery** only.
6. Revise all **previously taught concepts** during the holidays.
7. Submit the holiday homework on the **first day after winter vacations**.
8. Keep your notebooks and worksheets **clean and well-maintained**.
9. Enjoy reading storybooks and practice **good habits** daily.
10. Take care of your health and follow **winter safety rules**.

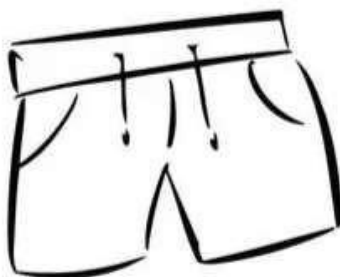
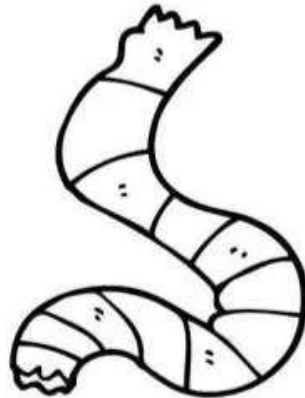




We wish you a joyful, warm, and learning-filled winter vacation!

Happy Holidays!  

E.V.S.

Colour the clothes based on the given weather :

- Summer (warm) – Yellow
- Winter (cold) - Blue



Identify and name the pictures of different season
with the help of given help box.

Spring

Summer

Autumn

Winter



Match the festivals




Christmas



Independence day



Diwali



Pongal



Ramzan



Draw a line to match national festivals with their correct names.



Gandhi Jayanti
2nd October



Independence Day
15th August



Republic Day
26th January

MATHS

Add and circle the correct answer .



$$5 + 2 =$$

5

7

4



$$5 + 3 =$$

8

7

4



$$5 + 4 =$$

8

6

9



$$5 + 5 =$$

11

10


9

Fraction fun!

Color the shapes showing 1 whole **BLUE**.

Color the shapes split into 2 equal shares, or halves **RED**.

Color the shapes split into 4 equal shares, or fourths **GREEN**



Which Day Come Next?



Monday

Tuesday

Wednesday

Thursday

Friday

Saturday

Sunday

Tuesday, Wednesday, Thursday,

Monday, Tuesday, Wednesday,

Friday, Saturday, Sunday,

Saturday, Sunday, Monday,

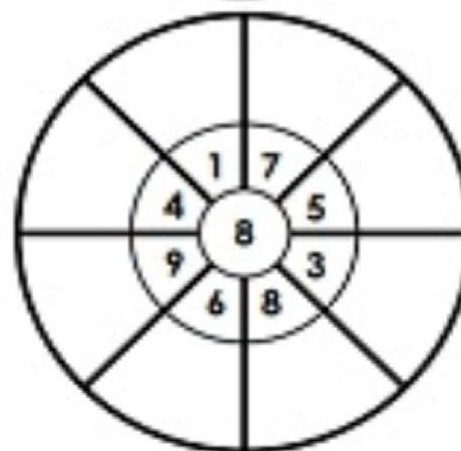
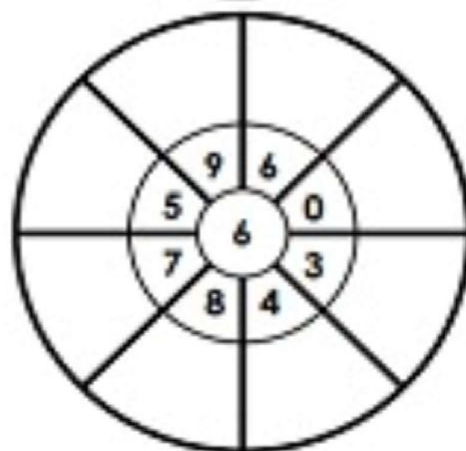
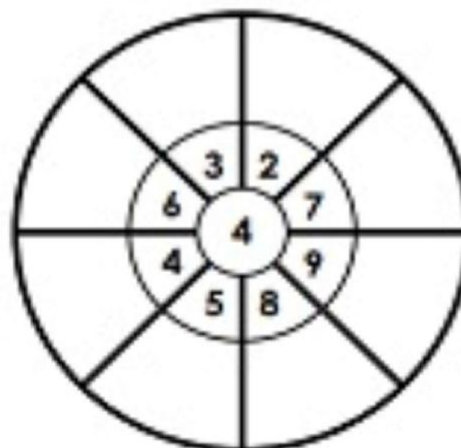
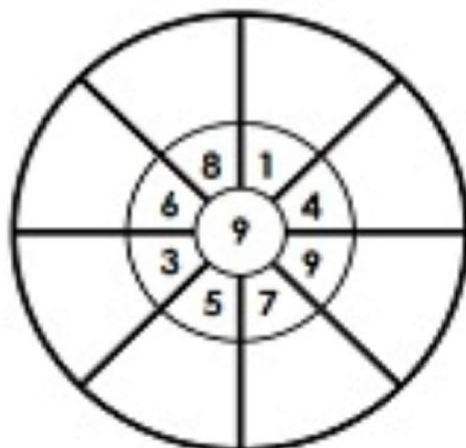
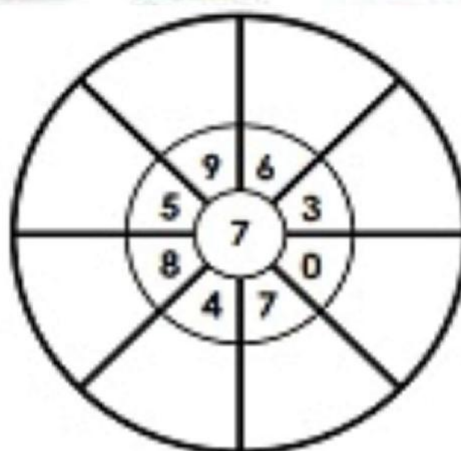
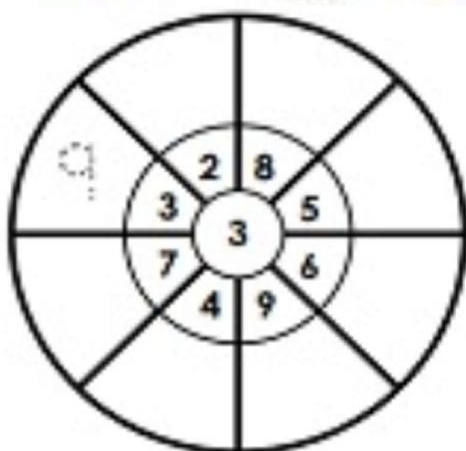
Wednesday, Thursday, Friday,

Thursday, Friday, Saturday,

Sunday, Monday, Tuesday,

Multiplication practice.

Multiply the number in the centre by the numbers surrounding it.





HINDI

चित्रों की सहायता से कहानी पूरी कीजिए।



एक  और एक  बहुत अच्छे


मित्र थे। एक बार दोनों को बहुत तेज़ भूख लगी। उन्होंने देखा कि

एक  पर बहुत से आम लगे थे। यह देख कर वे

दोनों बहुत खुश हुए। वह आम खाने ही वाले थे कि उन्हें एक 


..... की दहाड़ सुनाई दी। दोनों बुरी तरह घबरा गए। अचानक

 को अपने दोस्त  की

याद आई। वह ज़ोर-ज़ोर से उसे पुकारने लगा। वह अपने साथ 

....., , और 

को भी ले आया। इतने जानवरों को एक साथ देखकर

 बुरी तरह डर गया और वहाँ से भाग गया।

सारे जानवरों ने मिलकर मीठे- मीठे आम खाए।

रिक्त स्थान भरें



खेल के मैदान में



१. इस चित्र में कितने बच्चे हैं ?

२. बच्चे क्या कर रहे हैं ?

३. चित्र में दिखाई देने वाले जानवरों के नाम लिखिए ?

४. चित्र में मौसम कैसा है ?

५. चित्र में कितने पेड़ हैं ?

विशेषण

संज्ञा या सर्वनाम की विशेषता बताने वाले शब्दों को विशेषण कहते हैं।

प्र०1 विशेषण शब्दों को रेखांकित कीजिए—

क) राधा ने लाल चूड़ियाँ पहनी हैं।

ख) नेहा एक शांत लड़की है।

ग) वह होशियार बालक है।

घ) शीतल के बाल लंबे हैं।

प्र०2 खाली स्थान में उचित विशेषण शब्द लिखिए—

(सुंदर, स्वादिष्ट, पुरानी, बड़ा)

क) भोजन बहुत _____ था।

ख) गाँव में उनका एक _____ मकान है।

ग) मेरी मम्मी _____ हैं।

घ) रोहन की _____ कमीज उसे दे देना।

प्र०3 जोड़े मिलाइए—

क) काले फूल

ख) सुगंधित सैनिक

ग) वीर बाल

ENGLISH

Comprehension Practice.

Sam the Snowman

Sam the snowman is so happy. He is happy because it is winter. Winter is his favorite season. He wants to play outside in the snow with his friends. Sam wants to have a snowball fight.



1. What is the snowman's name?

- ☐ A Santa ☐ B Stan ☐ C Sam

2. Why is the snowman happy?

- ☐ A It is winter ☐ B He likes spring ☐ C He got a toy

3. What is Sam's favorite season?

- ☐ A Summer ☐ B Winter ☐ C Fall

4. What does Sam want to do?

- ☐ A Sleep ☐ B Eat food ☐ C Play outside

5. What does Sam want to do outside?

- ☐ A Snowball fight ☐ B Run ☐ C Play soccer

Choose the correct preposition

behind - on - under - in

1.- The dog is _____ the box.



2.- The rabbit is _____ the hat.



3.- The cat is _____ the box.



4.- The cat is _____ the table.



5.- The bird is _____ the box.



Color and fill your wish for new year.



This year I will...

~~~~~

---

---

~~~~~

ART & CRAFT

Use your creativity and make:

Make a clock, show its hands and learn to tell time.