

HOLIDAY HOMEWORK




My

little

Summer

AI

Adventure



Name: _____
Class: _____
Session: _____



TOP TIPS FOR STAYING HEALTHY IN SUMMER

- **Stay Hydrated:** Drink plenty of water and hydrating beverages.
 - **Protect Your Skin:** Apply sunscreen, wear a hat & sunglasses.
 - **Eat Fresh Fruits & Veggies:** Enjoy seasonal produce rich in vitamins.
 - **Stay Cool:** Seek shade, wear light, breathable clothes.
 - **Stay Active:** Exercise early or late in the day.
 - **Practice Sun Safety:** Take breaks in the shade to avoid heat exhaustion.
- **Take Care of Yourself!**

10-MINUTE KIDS WORKOUT



GREAT JOB!
Don't forget to drink water!






ARTISTIC AI

Activity: Let's see how computers "draw" our ideas!

The Task: Think of a funny animal (like a "Pink Hippo with Polka Dots").

Tell your Mommy or Daddy 3 details.

Use an AI tool to see it come to the life!



Draw or paste the picture of the animal, the AI created on the A4 sheet

LITTLE VLOGGER

Create a short **Father's Day vlog** with Papa to celebrate this special day.

- Duration of the vlog: **1–2 minutes**
- Record the video with **Father and child together**
- Encourage your child to speak simple lines such as:
 - "Hello Everyone"
 - "This is my Papa"
 - "Happy Father's Day"
 - You can choose any of the activities for the reference:-
- Cooking together
- Drive/Travel
- Shopping
- Park visit
- Music/Dance
- Ice Cream outing
- Storytime
- Playing with toys

[Submit the vlog via WhatsApp.](#)

MAKE YOUR ROBOT HEAD

Things You Need

- Old cereal box or any other box
- Aluminium foil
- Bottle caps / buttons
- Glue
- Scissors (*parent use*)
- Sketch pens

Step-by-step instructions

- 1. Take a Cereal box or any other box:** - Use this as a head of your robot.



- 2. Wrap it with foil:** - Cover the box with foil and press it gently.



- 3. Make its eyes, ears and other details:** - Use bottle caps or buttons and make its two eyes, ears and other details.



- 4. Your final Robot is ready. Give your robot a name:-** “My robot name is _____”

- 5. Reference for this project: -**

https://youtu.be/t0Lozvon93g?si=xWbkl04DAH_MsFjx.

NOTE: - Bring the robot to school when the school reopens.

COLOUR DECODING

Look at the number code and colour each square corresponding to its colour code:-

- 1- RED
- 2- YELLOW
- 3- GREEN
- 4- PINK
- 5- BLUE

2	1
3	4

5	1
2	3

1	2
3	4

3	1
5	4

4	2
3	1

2	5
4	3

LITTLE ENGINEER




FIX THE SELF-DRIVING CAR



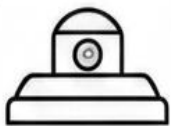
★ Tear, Paste and Learn! ★

Instructions:

Tear the parts from the bottom and paste them in the correct places to fix the self-driving car.



Tear the parts below



ROOF SENSOR



HEADLIGHT



TAILLIGHT



DOOR HANDLE



WHEEL




WHEEL



Self-driving cars use AI to see, think and make safe decisions!



ROBOT DESIGNER



My AI Robot – Fun with Shapes



Instructions:

- ① Colour the rectangles

 blue.


- ② Colour the circles

 red.

- ③ Colour the triangles

 yellow.

- ④ Count how many shapes you coloured!



AI robots are smart machines that can learn and help us!



AI TRAVEL SUITCASE

- Let's go on a smart AI holiday!
- Cut out the AI gadgets and paste them in the given boxes in the travel bag:-



MY FITNESS AI TRACKER

- Parents will show them the smart watch and talk about its features and complete the chart given below for any one week:-

WEEKLY REPORT: MY SMART ADVENTURE & HEALTH DATA

KID'S ACTIVITY SUMMARY
 🏃 6,800 | 💧 7 Glasses | ❤️ 1h m

WEEKLY GOALS

DAY	STEPS I WALK	WATER DRINK DAILY	SCREEN TIME	SLEEP TIMES (Wake Up / Bedtime)
MON:.....:..... /
TUE:.....:..... /
WED:.....:..... /
THU:.....:..... /
FRI:.....:..... /
SAT:.....:..... /
SUN:.....:..... /

AI COACH INSIGHT

KID-FRIENDLY AI COACH

DAILY INSIGHTS: Keep moving for strong muscles!

PREDICTS: You sleep best after exercise!

PERSONAL RECS: Try to drink 1 extra glass of water today!

MESSAGES: You sleep best after exercise!

ALERTS: Unusual pattern in sleep time. let's fix it!

TOTAL WEEKLY STEPS::.....

ACTIVITY BOOK WORK


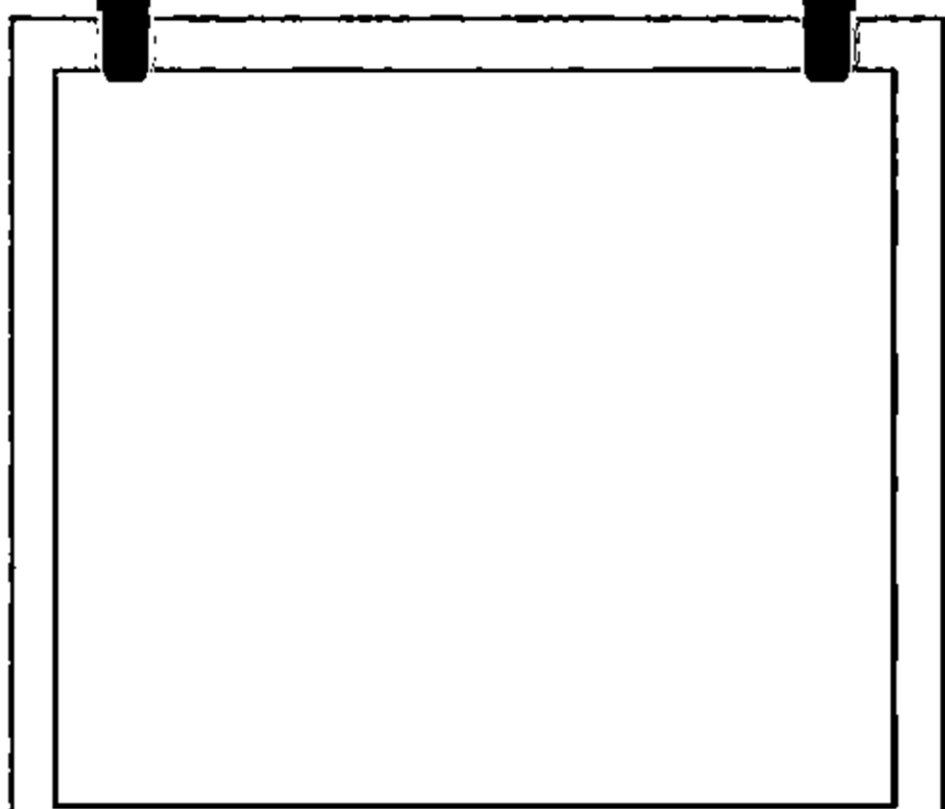
- The following activity sheets are to be done in the activity book(general awareness)
- Page No-1,2,5 and 6



MY SUMMER MEMORIES



show your best summer memories



Best day ever 

